

WORKSHEET OUTPOST / THANKSGIVING LEARNING TRAIL

Count the Harvest

Success criteria
I can count each object once and tell how many there are.

Kindergarten | Math | Step 1 of 4 Name: _____

Choose one answer for each question. Use the color key to color the numbered spaces. 1 = red 2 = orange 3 = yellow 4 = green 5 = brown

1. Count the circles. ○
A. 1 B. 2 C. 0

2. Count the circles. ○ ○ ○
A. 0 B. 1 C. 3

3. Count the circles. ○ ○ ○ ○ ○
A. 0 B. 1 C. 5

4. Count the circles. ○ ○
A. 0 B. 1 C. 2

5. The basket is empty. How many pumpkins are in it?
A. 2 B. 1 C. 0



Skill: Numbers 0 to 5

WORKSHEET OUTPOST / THANKSGIVING LEARNING TRAIL

Compare the Baskets

Success criteria
I can tell which basket has more, fewer, or the same number of objects.

Kindergarten | Math | Step 2 of 4 Name: _____

Choose one answer for each question. Use the color key to color the numbered spaces. 1 = red 2 = orange 3 = yellow 4 = green 5 = brown

1. Which basket has more apples, the one with 2 or the one with 4?
A. 4 B. 0 C. 2

2. Which basket has fewer pears, the one with 1 or the one with 3?
A. 3 B. 1 C. 4

3. You put 5 nuts in a basket. Which number shows how many nuts you have?
A. 5 B. 4 C. 3

4. Which basket holds more rolls, the one with 0 or the one with 3?
A. 3 B. 1 C. 0

5. Which basket has fewer leaves, the one with 5 or the one with 2?
A. 2 B. 4 C. 5



Skill: Compare Numbers 0 to 5



Count from Six to Ten

Success criteria
I can count a group of six to ten objects and match it to a number.

Kindergarten | Math | Step 3 of 4 Name: _____

Choose one answer for each question. Use the color key to color the numbered spaces. 1 = red 2 = orange 3 = yellow 4 = green 5 = brown

1. Count the circles. ○ ○ ○ ○ ○ ○
A. 5 B. 7 C. 6

2. Count the circles. ○ ○ ○ ○ ○ ○ ○ ○
A. 7 B. 8 C. 9

3. Count the circles. ○ ○ ○ ○ ○ ○ ○
A. 6 B. 7 C. 8

4. Count the circles. ○ ○ ○ ○ ○ ○ ○ ○ ○ ○
A. 11 B. 9 C. 10

5. Count the circles. ○ ○ ○ ○ ○ ○ ○ ○ ○
A. 8 B. 10 C. 9



Skill: Numbers 6 to 10

WORKSHEET OUTPOST / THANKSGIVING LEARNING TRAIL

Compare Fall Collections

Success criteria
I can count two groups and tell which has more or fewer.

Kindergarten | Math | Step 4 of 4 Name: _____

Choose one answer for each question. Use the color key to color the numbered spaces. 1 = red 2 = orange 3 = yellow 4 = green 5 = brown

1. Which basket has more leaves, the one with 6 or the one with 9?
A. 9 B. 6 C. 3

2. Which basket has fewer nuts, the one with 8 or the one with 5?
A. 8 B. 10 C. 5

3. One basket holds 7 pumpkins. How many go in a second basket to make the groups equal?
A. 6 B. 7 C. 8

4. Which basket has more rolls, the one with 10 or the one with 4?
A. 10 B. 4 C. 6

5. Which basket holds fewer pears, the one with 2 or the empty one?
A. 1 B. 2 C. 0

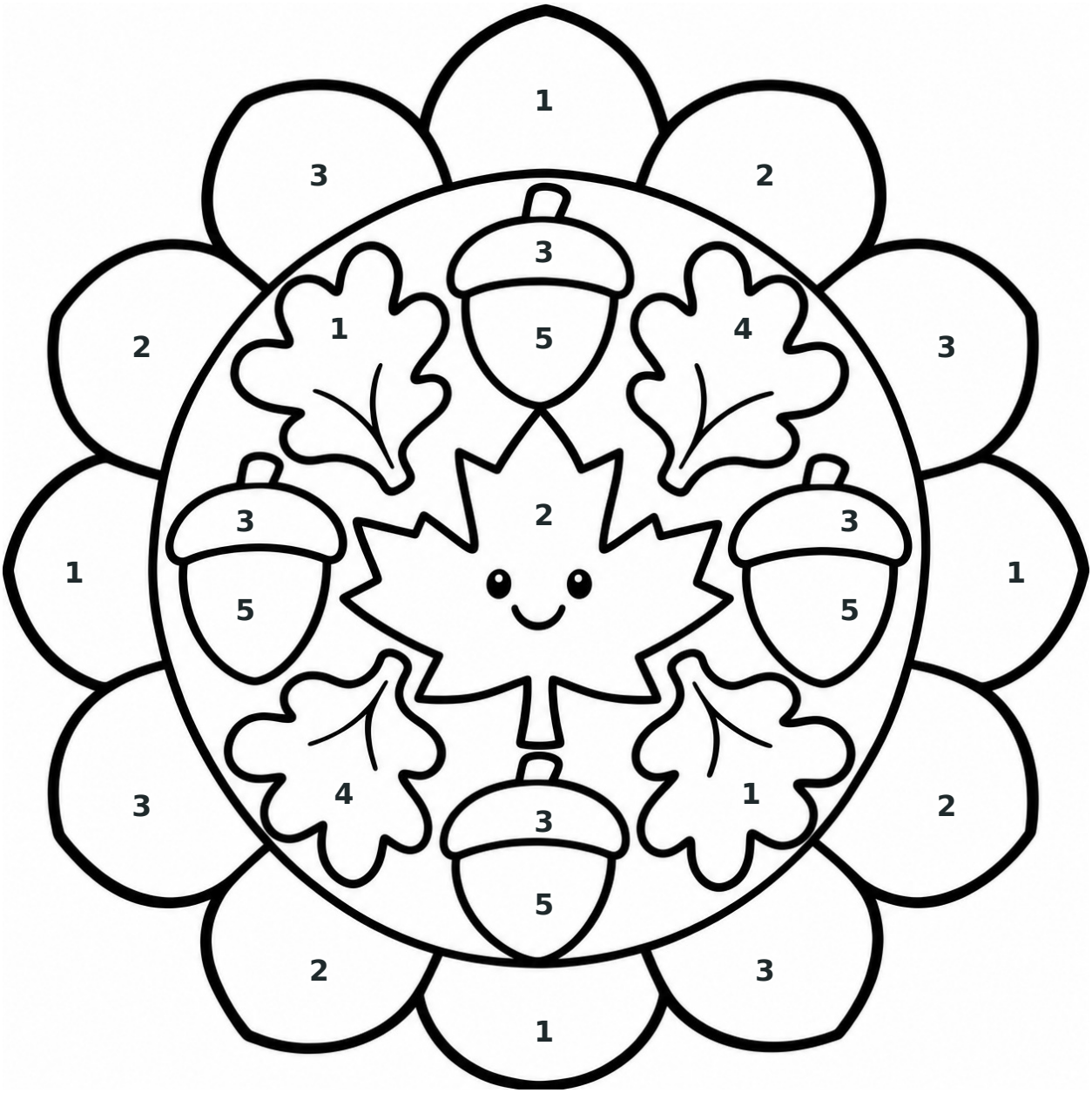

Skill: Compare Numbers 0 to 10



Harvest Beginning Sounds

Success criteria
I can find two words that start with the same sound.

Kindergarten | ELA | Step 1 of 4 Name: _____

Choose one answer for each question. Use the color key to color the numbered spaces. 1 = red 2 = orange 3 = yellow 4 = green 5 = brown

Listen as someone reads the words aloud. Pay attention to the first sound in each word.

1. Which word starts with the same sound as “leaf”?
A. map B. log C. sun

2. Which word starts with the same sound as “pie”?
A. cup B. pan C. red

3. Which word starts with the same sound as “corn”?
A. cat B. fan C. top

4. Which word starts with the same sound as “turkey”?
A. pig B. bed C. top

5. Which word starts with the same sound as “nut”?
A. sun B. net C. dog





Rhymes at the Table

Success criteria
I can hear the ends of two words and tell if they rhyme.

Kindergarten | ELA | Step 2 of 4 Name: _____

Choose one answer for each question. Use the color key to color the numbered spaces. 1 = red 2 = orange 3 = yellow 4 = green 5 = brown

Listen to each word and the answer choices. Rhyming words have the same ending, as in cat and hat.

1. Which word rhymes with “pie”?
A. tie B. cup C. pan

2. Which word rhymes with “corn”?
A. leaf B. cat C. horn

3. Which word rhymes with “plate”?
A. fork B. gate C. pot

4. Which word rhymes with “yam”?
A. jam B. yes C. yum

5. Which word rhymes with “dish”?
A. day B. dog C. fish



Skill: Rhyme



Clap the Fall Words

Success criteria
I can clap each part of a word and tell how many syllables I hear.

Kindergarten | ELA | Step 3 of 4 Name: _____

Choose one answer for each question. Use the color key to color the numbered spaces. 1 = red 2 = orange 3 = yellow 4 = green 5 = brown

Say each word aloud. Clap once for each syllable.

1. How many syllables are in “pumpkin”?
A. 3 B. 1 C. 2

2. How many syllables are in “pie”?
A. 2 B. 3 C. 1

3. How many syllables are in “turkey”?
A. 1 B. 2 C. 3

4. How many syllables are in “November”?
A. 2 B. 1 C. 3

5. How many syllables are in “leaf”?
A. 2 B. 1 C. 3





A Basket for a Friend

Success criteria
I can name who is in the story and tell what happens.

Kindergarten | ELA | Step 4 of 4 Name: _____

Choose one answer for each question. Use the color key to color the numbered spaces. 1 = red 2 = orange 3 = yellow 4 = green 5 = brown

Mia and Ben sit in the park. Mia has a basket of apples. She gives Ben an apple. Ben smiles and says, "Thank you!"

1. Who has the basket?
A. Mia B. Dad C. Ben

2. Where does the story take place?
A. on a bus B. in a park C. in a kitchen

3. What is in the basket?
A. apples B. rolls C. leaves

4. Who gets an apple?
A. a bird B. Dad C. Ben

5. What does Ben say?
A. Good night! B. Stop! C. Thank you!

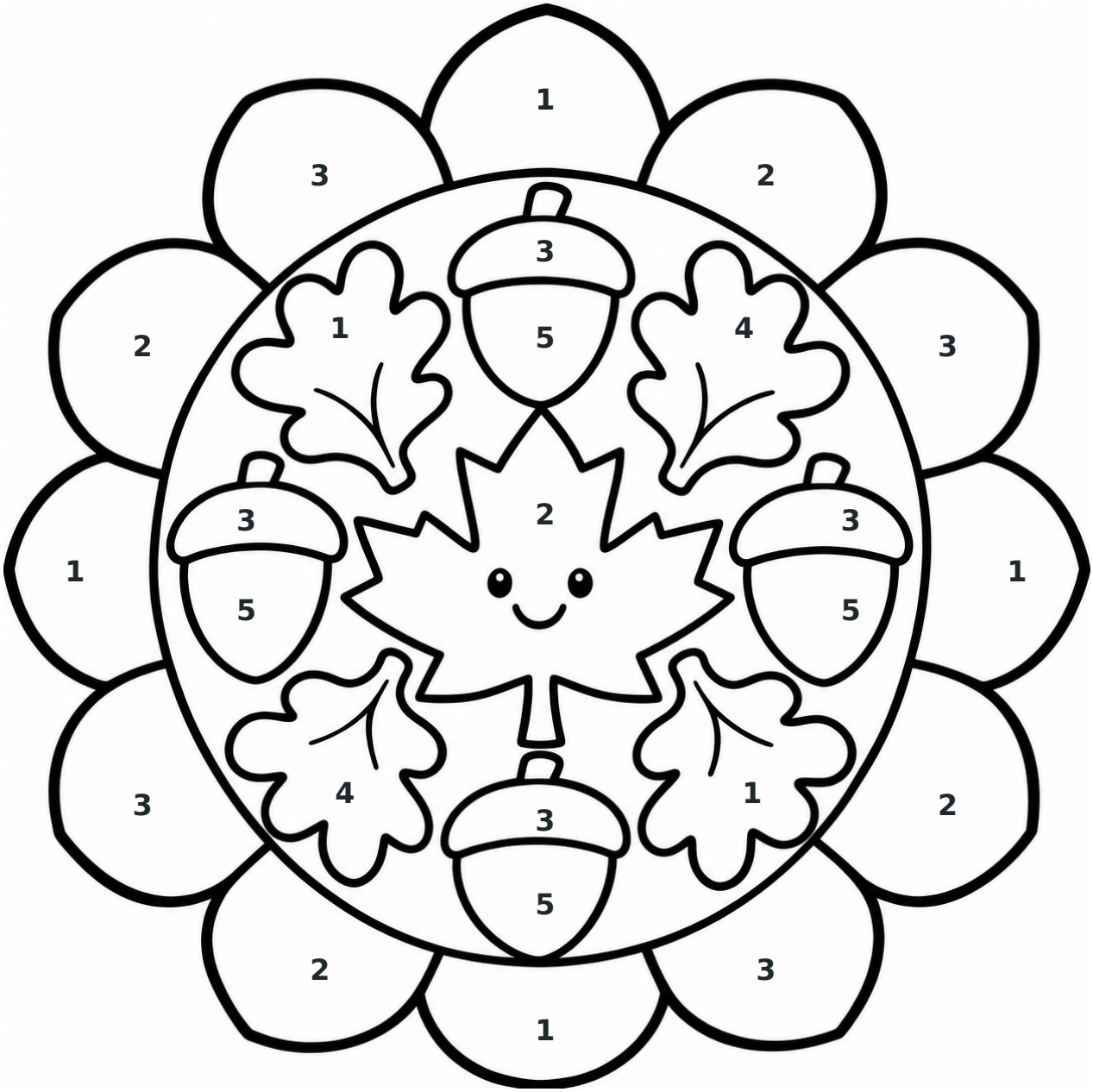

Skill: Characters and Setting and Key Details



Put the Feast Together

Success criteria
I can use the story to decide whether to add or take away.

Grade 1 | Math | Step 1 of 4 Name: _____

Choose one answer for each question. Use the color key to color the numbered spaces. 1 = red 2 = orange 3 = yellow 4 = green 5 = brown

1. There are 3 rolls on a plate. Ben adds 2 more. How many rolls are on the plate now?
A. 4 B. 6 C. 5

2. Mia has 6 apples. She uses 2 for a pie. How many apples are left?
A. 3 B. 4 C. 8

3. Jo finds 4 red leaves and 3 yellow leaves. How many leaves does Jo find?
A. 6 B. 7 C. 8

4. There are 8 clean napkins. We use 3. How many clean napkins are left?
A. 5 B. 11 C. 4

5. A bowl holds 2 pears and 6 apples. How many pieces of fruit are in the bowl?
A. 8 B. 7 C. 4



Skill: Understand Addition and Subtraction

WORKSHEET OUTPOST / THANKSGIVING LEARNING TRAIL

Fast Facts at the Table

Success criteria
I can add and subtract numbers up to ten to find the answer.

Grade 1 | Math | Step 2 of 4 Name: _____

Choose one answer for each question. Use the color key to color the numbered spaces. 1 = red 2 = orange 3 = yellow 4 = green 5 = brown

1. One pan holds 4 rolls. Another holds 4. How many rolls are there in all?
A. 8 B. 7 C. 9

2. Jo has 9 pears. She gives 4 away. How many does she have left?
A. 6 B. 4 C. 5

3. There are 6 nuts in a bowl. Ben adds 3. How many nuts are in the bowl now?
A. 9 B. 10 C. 8

4. Mia stacks 10 plates. She puts 6 on the table. How many are still in the stack?
A. 4 B. 3 C. 5

5. You pick up 5 leaves and then 2 more. How many leaves do you have?
A. 6 B. 8 C. 7



Skill: Fluently Add and Subtract Within 10



WORKSHEET OUTPOST / THANKSGIVING LEARNING TRAIL

Make Ten for Thanksgiving

Success criteria
I can make ten to help me add two numbers.

Grade 1 | Math | Step 3 of 4 Name: _____

Choose one answer for each question. Use the color key to color the numbered spaces. 1 = red 2 = orange 3 = yellow 4 = green 5 = brown

Try making a group of ten to help you add.

1. One bag holds 8 apples and another holds 5. How many apples are there in all?
A. 12 B. 14 C. 13

2. There are 9 rolls in one pan and 6 in another. How many rolls are there?
A. 14 B. 16 C. 15

3. Jo picks up 7 leaves. Ben picks up 7 more. How many leaves do they have together?
A. 14 B. 15 C. 13

4. Two bowls each hold 8 nuts. How many nuts are there in all?
A. 16 B. 17 C. 15

5. Mia sets out 9 plates. Ben brings 8 more. How many plates do they have?
A. 16 B. 17 C. 18



Skill: Addition Facts to 20

WORKSHEET OUTPOST / THANKSGIVING LEARNING TRAIL

How Many Are Left?

Success criteria
I can subtract to find how many are left.

Grade 1 | Math | Step 4 of 4 Name: _____

Choose one answer for each question. Use the color key to color the numbered spaces. 1 = red 2 = orange 3 = yellow 4 = green 5 = brown

1. A tray holds 13 rolls. We serve 5. How many rolls are left?
A. 8 B. 9 C. 7

2. Ben has 15 apples. He gives 7 to a friend. How many does he keep?
A. 9 B. 6 C. 8

3. There are 18 napkins in a stack. Jo takes 9. How many are still in the stack?
A. 8 B. 9 C. 10

4. Mia has 16 pears. She uses 6 for a pie. How many pears are left?
A. 11 B. 9 C. 10

5. There are 12 plates on a shelf. Ben takes down 4. How many are still on the shelf?
A. 8 B. 7 C. 6

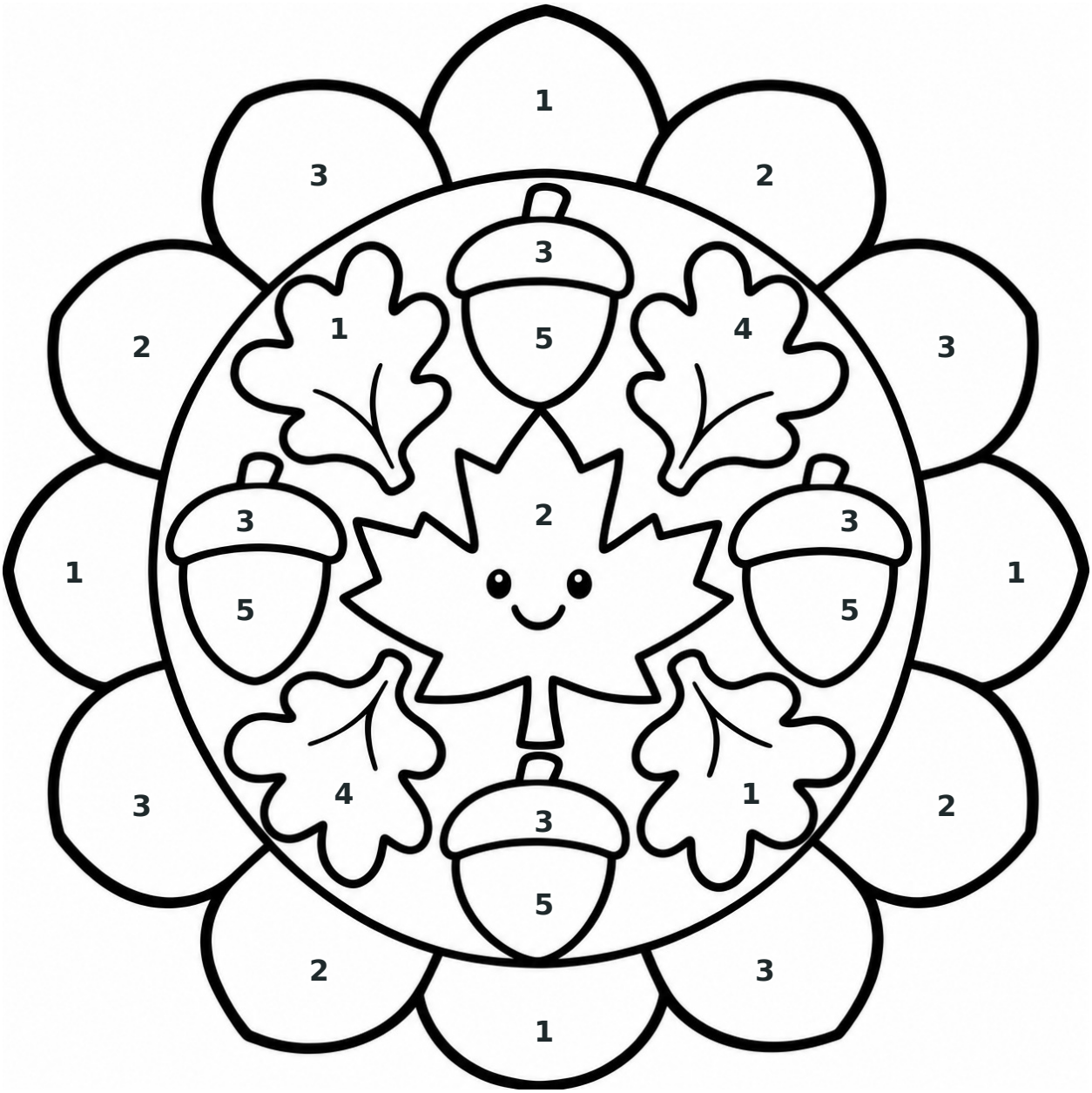

Skill: Subtraction Facts to 20



Pack the Picnic Bag

Success criteria
I can read a word and tell if I hear short a or short i.

Grade 1 | ELA | Step 1 of 4 Name: _____

Choose one answer for each question. Use the color key to color the numbered spaces. 1 = red 2 = orange 3 = yellow 4 = green 5 = brown

Read each word. Think about its middle vowel sound.

1. Choose the word with the short a sound.
A. big B. bug C. bag

2. Choose the word with the short i sound.
A. led B. lid C. lad

3. Which letter is missing? Put the pie in the p_n.
A. u B. a C. i

4. Which letter is missing? We s_t at the table.
A. u B. o C. i

5. Choose the word with the short a sound.
A. nap B. nope C. nip





A Pot of Soup

Success criteria
I can choose o or u to spell the short vowel sound I hear.

Grade 1 | ELA | Step 2 of 4 Name: _____

Choose one answer for each question. Use the color key to color the numbered spaces. 1 = red 2 = orange 3 = yellow 4 = green 5 = brown

1. Which letter is missing? The soup is in a p_t.
A. a B. i C. o

2. Which letter is missing? Sip from a c_p.
A. a B. u C. e

3. Which word has the short o sound?
A. hit B. hot C. hat

4. Which word has the short u sound?
A. ban B. bun C. bin

5. Which letter is missing? We had f_n at the meal.
A. e B. i C. u



Skill: Short o and short u



Helpers at the Table

Success criteria
I can find naming words and choose where a capital letter belongs.

Grade 1 | ELA | Step 3 of 4 Name: _____

Choose one answer for each question. Use the color key to color the numbered spaces. 1 = red 2 = orange 3 = yellow 4 = green 5 = brown

1. Which word names a thing?
A. run B. plate C. warm

2. Which word names a person?
A. stir B. soft C. cook

3. Choose the name written correctly.
A. mla B. mia C. Mia

4. Which word names a place?
A. park B. mix C. kind

5. Which word names a container for apples?
A. basket B. carry C. happy





The Missing Spoon

Success criteria
I can use story details to tell what happened and in what order.

Grade 1 | ELA | Step 4 of 4 Name: _____

Choose one answer for each question. Use the color key to color the numbered spaces. 1 = red 2 = orange 3 = yellow 4 = green 5 = brown

Sam wants to stir the soup, but he cannot find the spoon. Jo looks by the bowl. There it is! Jo gives Sam the spoon. Sam thanks Jo and stirs the soup.

1. Who wants to stir the soup?
A. Sam B. Jo C. Dad

2. What will Sam stir?
A. soup B. juice C. rice

3. Where is the spoon?
A. on the floor B. in a bag C. by the bowl

4. Who finds the spoon?
A. Dad B. Sam C. Jo

5. What happens last?
A. Jo finds the spoon. B. Sam looks for a spoon. C. Sam stirs the soup.

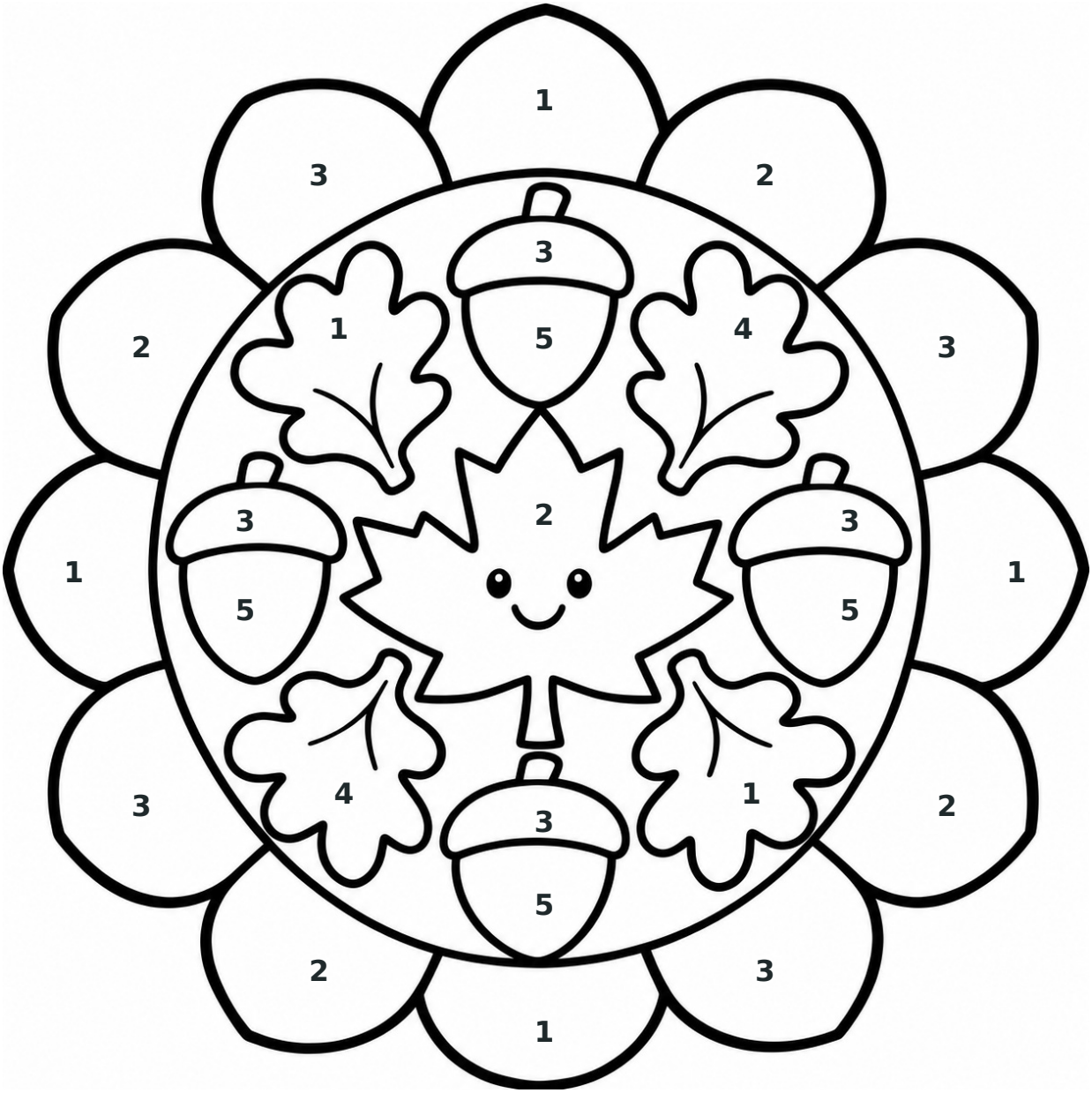

Skill: Story Structure and Story Questions



Feast Fact Review

Success criteria
I can add and subtract within 20 to find how many.

Grade 2 | Math | Step 1 of 4 Name: _____

Choose one answer for each question. Use the color key to color the numbered spaces. 1 = red 2 = orange 3 = yellow 4 = green 5 = brown

1. One basket holds 7 rolls. Another holds 8. How many rolls are there in all?
A. 16 B. 15 C. 14

2. There are 16 nuts in a bowl. Jo takes 9. How many nuts are left?
A. 8 B. 7 C. 6

3. Ben picks 6 pears. Mia picks 9. How many pears do they pick together?
A. 13 B. 14 C. 15

4. There are 18 cups on the shelf. We take down 6. How many cups are still on the shelf?
A. 11 B. 12 C. 13

5. Jo finds 9 red leaves and 9 yellow leaves. How many leaves does she find?
A. 19 B. 18 C. 17



Skill: Fluently Add and Subtract Within 20



Equal Harvest Groups

Success criteria
I can count equal groups to find how many there are in all.

Grade 2 | Math | Step 2 of 4 Name: _____

Choose one answer for each question. Use the color key to color the numbered spaces. 1 = red 2 = orange 3 = yellow 4 = green 5 = brown

1. Each of 3 baskets holds 2 apples. How many apples are there in all?
A. 8 B. 6 C. 5

2. Each of 4 plates holds 3 rolls. How many rolls are there in all?
A. 11 B. 7 C. 12

3. There are 5 pumpkins in each of 2 rows. How many pumpkins are there?
A. 10 B. 7 C. 12

4. There are 5 pairs of mittens. How many mittens are there in all?
A. 10 B. 12 C. 5

5. Each of 3 bowls holds 4 nuts. How many nuts are there in all?
A. 12 B. 7 C. 9



Skill: Work with Equal Groups



Add the Harvest

Success criteria
I can use tens and ones to find the sum of two numbers.

Grade 2 | Math | Step 3 of 4 Name: _____

Choose one answer for each question. Use the color key to color the numbered spaces. 1 = red 2 = orange 3 = yellow 4 = green 5 = brown

1. A class collects 24 red leaves and 13 yellow leaves. How many leaves do they collect?
A. 36 B. 47 C. 37

2. One crate holds 35 apples and another holds 22. How many apples are there in all?
A. 57 B. 56 C. 67

3. A baker makes 46 rolls in the morning and 18 more after lunch. How many rolls does she make?
A. 63 B. 54 C. 64

4. One box holds 27 cups and another holds 36. How many cups are there in all?
A. 53 B. 62 C. 63

5. Ben counts 58 nuts. Jo adds 25 more. How many nuts do they have together?
A. 82 B. 73 C. 83





Share and Subtract

Success criteria
I can use tens and ones to find how many are left.

Grade 2 | Math | Step 4 of 4 Name: _____

Choose one answer for each question. Use the color key to color the numbered spaces. 1 = red 2 = orange 3 = yellow 4 = green 5 = brown

1. A class picks 48 apples and shares 16 with neighbors. How many apples does the class keep?
A. 32 B. 31 C. 34

2. Mia collects 67 leaves and uses 24 for a wreath. How many leaves are left?
A. 53 B. 43 C. 42

3. A baker makes 52 rolls and sells 28. How many rolls are left?
A. 24 B. 26 C. 34

4. There are 80 cups in a box. Ben takes out 35. How many cups are still in the box?
A. 35 B. 55 C. 45

5. Jo has 91 nuts. She uses 47 in a recipe. How many nuts does she have left?
A. 46 B. 44 C. 54

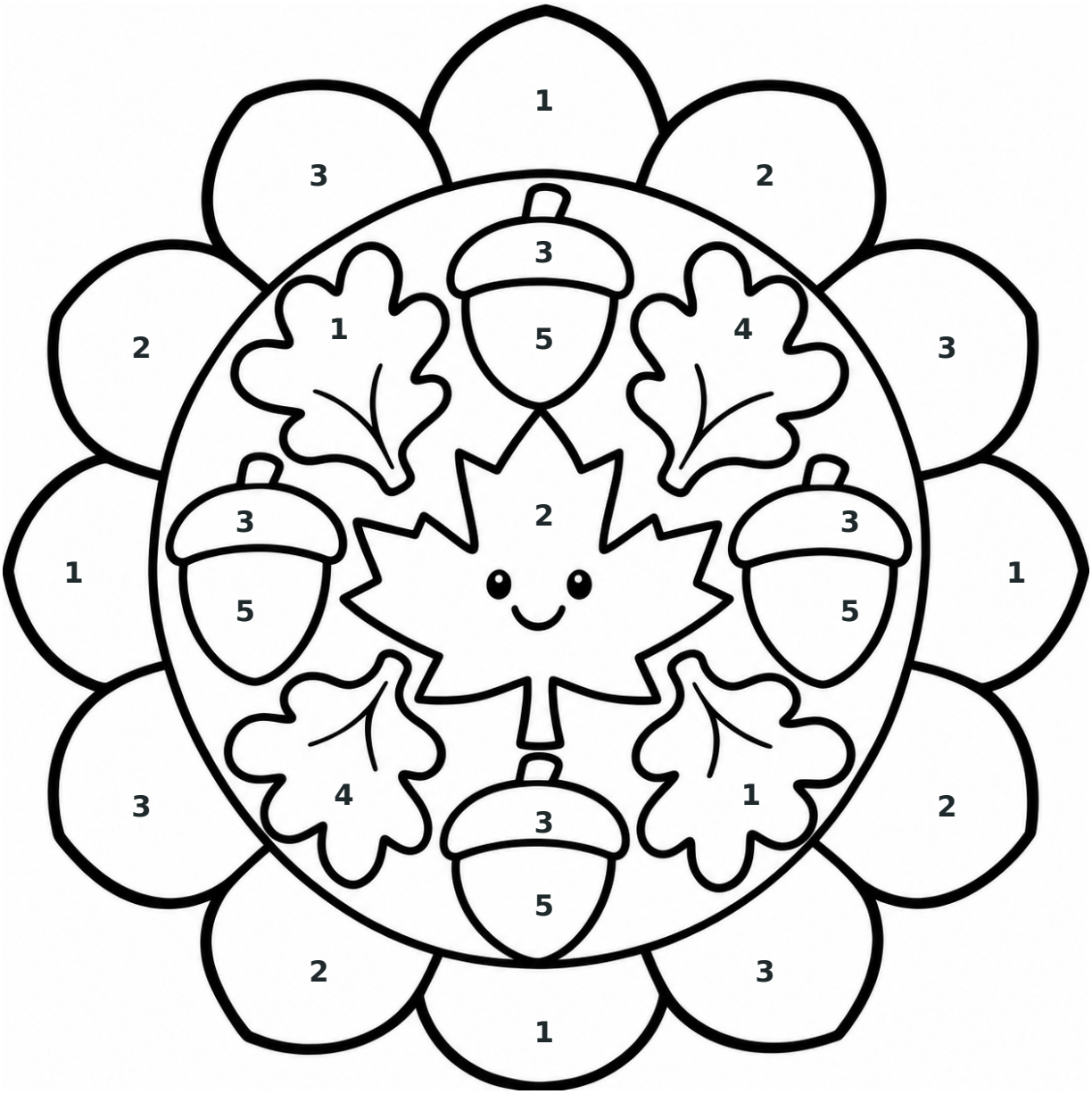



Open or Closed?

Success criteria
I can look at the end of a syllable and tell if it is open or closed.

Grade 2 | ELA | Step 1 of 4 Name: _____

Choose one answer for each question. Use the color key to color the numbered spaces. 1 = red 2 = orange 3 = yellow 4 = green 5 = brown

An open syllable ends with a vowel and usually has a long vowel sound. A closed syllable ends with a consonant and usually has a short vowel sound.

1. The word “go” ends in a vowel. What kind of syllable is it?
A. closed B. both C. open

2. The word “pot” has a short vowel followed by a consonant. What kind of syllable is it?
A. open B. closed C. both

3. Which word has an open syllable?
A. me B. hot C. cup

4. Which word has a closed syllable?
A. he B. no C. pan

5. Which word has a long vowel in an open syllable?
A. sit B. we C. nut





Opposites at the Feast

Success criteria
I can choose a word that means the opposite.

Grade 2 | ELA | Step 2 of 4 Name: _____

Choose one answer for each question. Use the color key to color the numbered spaces. 1 = red 2 = orange 3 = yellow 4 = green 5 = brown

1. The soup was hot. Which word means the opposite of “hot”?
A. cold B. fresh C. warm

2. The bowl is full. Which word means the opposite of “full”?
A. round B. big C. empty

3. Which word means the opposite of “early”?
A. soon B. late C. first

4. The door is open. Which word means the opposite of “open”?
A. closed B. clear C. wide

5. Which word means the opposite of “many”?
A. few B. more C. all



Skill: Antonyms



A Helpful Harvest

Success criteria
I can tell what the passage is mostly about and point to a detail that shows it.

Grade 2 | ELA | Step 3 of 4 Name: _____

Choose one answer for each question. Use the color key to color the numbered spaces. 1 = red 2 = orange 3 = yellow 4 = green 5 = brown

The class grew carrots in its garden. In November, the children pulled up the carrots and washed them. They had more than they needed for lunch. They packed the extra carrots in boxes for neighbors. Their harvest gave other people fresh food.

1. What is the passage mostly about?
A. Playing a game B. Buying new tools C. Sharing a garden harvest

2. What did the class grow?
A. carrots B. corn C. apples

3. What did the children do before they packed the carrots?
A. They ate the carrots. B. They painted the boxes. C. They washed the carrots.

4. Who got the extra carrots?
A. a shop B. a pet C. neighbors

5. Why did the class share?
A. They had more than they needed. B. The boxes were broken. C. They disliked carrots.



Skill: Central Idea and Key Details



WORKSHEET OUTPOST / THANKSGIVING LEARNING TRAIL

Plan a Thank-You Note

Success criteria
I can choose a complete sentence and tell who or what it is about.

Grade 2 | ELA | Step 4 of 4 Name: _____

Choose one answer for each question. Use the color key to color the numbered spaces. 1 = red 2 = orange 3 = yellow 4 = green 5 = brown

1. Choose a complete sentence.
A. Shared the rolls. B. We shared the rolls. C. The warm rolls.

2. Which word is the subject of this sentence? "Ana carries a basket."
A. basket B. Ana C. carries

3. Which greeting is written correctly?
A. dear Ben, B. Dear Ben, C. Dear ben,

4. Which sentence starts with a capital letter and ends with a period?
A. thank you for helping. B. Thank you for helping. C. Thank you for helping

5. Which sentence tells exactly what you are thankful for?
A. You helped me carry the heavy basket. B. It was nice to see you. C. See you at lunch.

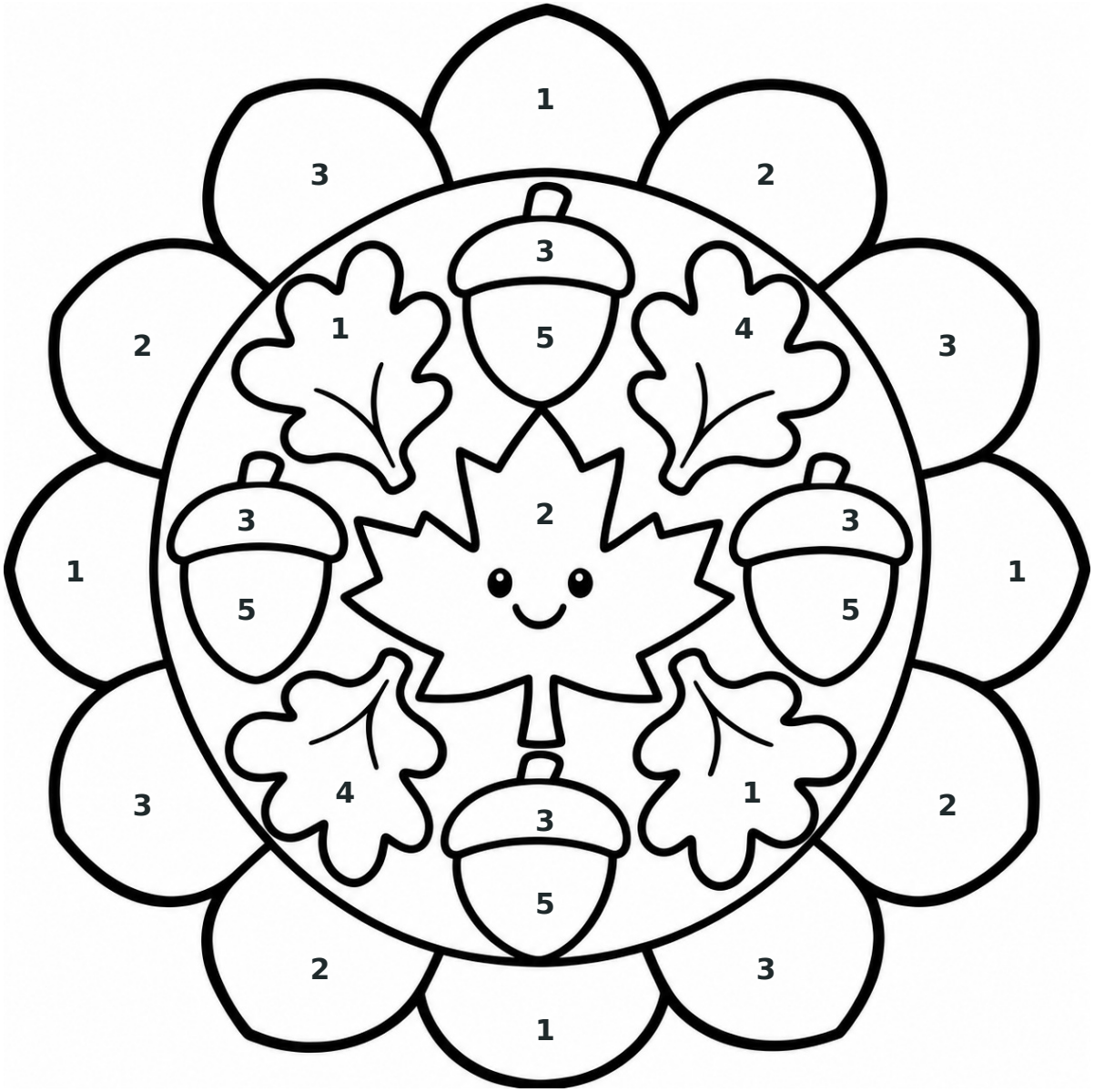

Skill: Using Sentences and Subjects

WORKSHEET OUTPOST / THANKSGIVING LEARNING TRAIL

Pumpkin Rows and Equal Groups

Success criteria
I can multiply the number of equal groups by the number in each group.

Grade 3 | Math | Step 1 of 4 Name: _____

Choose one answer for each question. Use the color key to color the numbered spaces. 1 = red 2 = orange 3 = yellow 4 = green 5 = brown

1. There are 4 rows of pumpkins with 3 pumpkins in each row. How many pumpkins are there?
A. 7 B. 16 C. 12

2. Each of 5 baskets holds 6 apples. How many apples are there in all?
A. 25 B. 30 C. 11

3. A baker fills 3 trays with 8 rolls each. How many rolls does the baker make?
A. 21 B. 24 C. 11

4. Each of 7 bowls holds 4 nuts. How many nuts are there in all?
A. 28 B. 11 C. 24

5. You set 6 plates on each of 6 tables. How many plates do you use?
A. 12 B. 36 C. 30



Skill: Multiplication as equal groups



Fair Shares at the Feast

Success criteria
I can divide a total into equal groups and tell how many are in each.

Grade 3 | Math | Step 2 of 4 Name: _____

Choose one answer for each question. Use the color key to color the numbered spaces. 1 = red 2 = orange 3 = yellow 4 = green 5 = brown

1. Share 24 rolls equally among 4 tables. How many rolls does each table get?
A. 4 B. 6 C. 8

2. Pack 35 apples equally into 5 baskets. How many apples go in each basket?
A. 6 B. 7 C. 5

3. Three families share 18 pears equally. How many pears does each family get?
A. 6 B. 9 C. 3

4. Stack 40 cups in 8 equal stacks. How many cups go in each stack?
A. 8 B. 5 C. 6

5. Put 27 nuts into 9 bowls, with the same number in each bowl. How many go in each bowl?
A. 9 B. 3 C. 4



Skill: Division as sharing



Two Steps to Get Ready

Success criteria
I can solve the first step and use that answer to finish the problem.

Grade 3 | Math | Step 3 of 4 Name: _____

Choose one answer for each question. Use the color key to color the numbered spaces. 1 = red 2 = orange 3 = yellow 4 = green 5 = brown

1. Each of 3 trays holds 6 rolls. The guests eat 5 rolls. How many rolls are left?
A. 13 B. 23 C. 18

2. Four bags each hold 5 apples. You pick 7 more apples. How many apples do you have now?
A. 12 B. 27 C. 20

3. You set out 30 cups. Guests take 8 cups, then 6 more. How many cups are left?
A. 16 B. 22 C. 24

4. Two boxes each hold 9 pears. You share all the pears equally among 3 tables. How many does each table get?
A. 6 B. 18 C. 9

5. You need 4 plates for each of 5 tables. You have 12 plates. How many more do you need?
A. 32 B. 8 C. 20



Skill: Two-step word problems



Equal Pieces of Pie

Success criteria
I can name the fraction for one equal part of a whole.

Grade 3 | Math | Step 4 of 4 Name: _____

Choose one answer for each question. Use the color key to color the numbered spaces. 1 = red 2 = orange 3 = yellow 4 = green 5 = brown

1. A pie is cut into 4 equal slices. What fraction of the pie is one slice?
A. 1/4 B. 1/2 C. 4/1

2. A pie is cut into 8 equal slices. What fraction of the pie is 3 slices?
A. 3/8 B. 1/3 C. 8/3

3. Which is the larger piece of the same pie, one half or one fourth?
A. equal B. 1/4 C. 1/2

4. A pie is cut into 6 equal slices. What fraction of the pie is all 6 slices together?
A. 5/6 B. 1/6 C. 6/6

5. A pie is cut into 4 equal slices. You eat 2 slices. What fraction of the pie is left?
A. 2/4 B. 3/4 C. 1/4

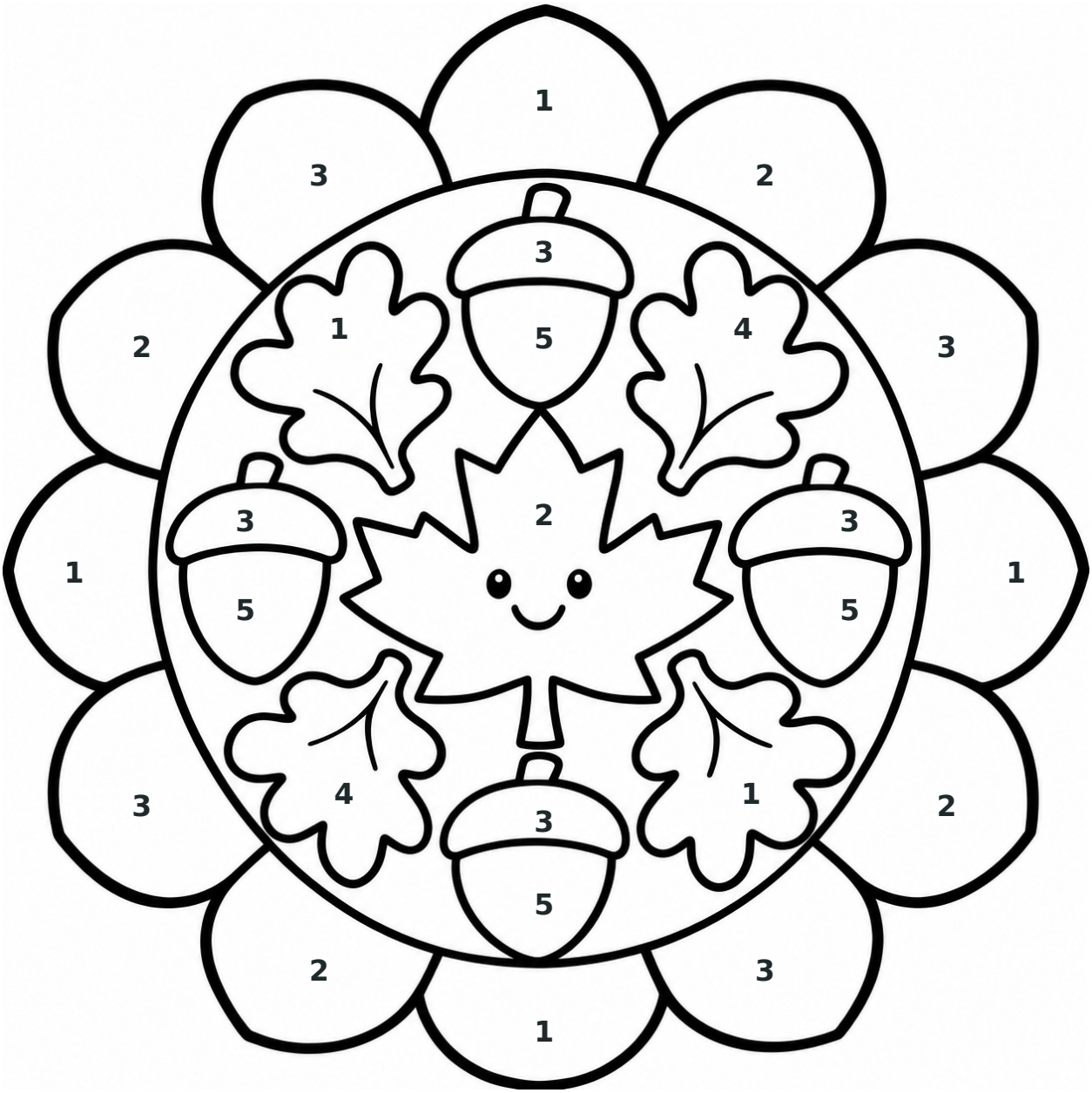

Skill: Unit fractions



Build Harvest Words

Success criteria
I can use a word's beginning or ending to explain its meaning.

Grade 3 | ELA | Step 1 of 4 Name: _____

Choose one answer for each question. Use the color key to color the numbered spaces. 1 = red 2 = orange 3 = yellow 4 = green 5 = brown

1. What does refill mean?
A. empty out B. fill again C. fill halfway

2. What does thankful mean?
A. full of thanks B. without thanks C. feeling worried

3. What does unkind mean?
A. not kind B. sometimes kind C. very kind

4. What is a helper?
A. a job to finish B. a place to help C. someone who helps

5. What does reusable mean?
A. able to be used again B. not useful C. used only once



Skill: Prefixes and suffixes

WORKSHEET OUTPOST / THANKSGIVING LEARNING TRAIL

Clues in the Kitchen

Success criteria
I can use a clue in the sentence to explain an unfamiliar word.

Grade 3 | ELA | Step 2 of 4 Name: _____

Choose one answer for each question. Use the color key to color the numbered spaces. 1 = red 2 = orange 3 = yellow 4 = green 5 = brown

"Carry the fragile glass bowl gently so it will not break," said Lee. A sweet aroma drifted from the baked apples. An enormous pot held enough soup for everyone. The eager helpers could hardly wait to serve. Afterward, they made the kitchen tidy by putting everything away.

1. What does fragile mean?
A. brand new B. easy to break C. very heavy

2. What does aroma mean?
A. smell B. color C. sound

3. What does enormous mean?
A. very large B. very small C. very old

4. What does eager mean?
A. excited and ready B. sleepy C. angry

5. What does tidy mean?
A. neat B. crowded C. noisy



Skill: Context clues



A Place for Everyone

Success criteria
I can use a detail from the story to explain why a character acts.

Grade 3 | ELA | Step 3 of 4 Name: _____

Choose one answer for each question. Use the color key to color the numbered spaces. 1 = red 2 = orange 3 = yellow 4 = green 5 = brown

Eli arrived at the classroom Thanksgiving lunch with crutches. As he approached the table, a crutch caught on an empty chair. Nia noticed. She moved the chair aside and cleared a wide path. Eli reached his place and sat down comfortably. He smiled at Nia as she passed him a napkin.

1. Why does Nia move the chair?
A. To leave the room B. To hide the chair C. To help Eli reach the table

2. Which detail shows that Eli needs more room?
A. One crutch caught on a chair. B. He held a napkin. C. He smiled.

3. What can you infer about Nia?
A. She notices what others need. B. She dislikes visitors. C. She wants all the food.

4. Why does Eli smile at the end?
A. He wants to leave. B. He lost a napkin. C. He can join the group comfortably.

5. What lesson can we learn from this story?
A. Never move furniture. B. Always eat quickly. C. Small acts can help people feel welcome.



Skill: Inference and evidence



WORKSHEET OUTPOST / THANKSGIVING LEARNING TRAIL

Why Write Thank-You Cards?

Success criteria
I can find the writer's opinion and a reason that supports it.

Grade 3 | ELA | Step 4 of 4 Name: _____

Choose one answer for each question. Use the color key to color the numbered spaces. 1 = red 2 = orange 3 = yellow 4 = green 5 = brown

1. Which sentence states an opinion?
A. Our class should make thank-you cards. B. There are five tables. C. We have paper.

2. Which reason supports that opinion?
A. Cards can show helpers we appreciate them. B. The clock has hands. C. Pumpkins are orange.

3. Which detail shows how a card can thank someone for helping?
A. It may rain. B. Some shoes are blue. C. A card can say, “Thanks for carrying our books.”

4. Which linking word introduces a reason?
A. yesterday B. because C. under

5. Which ending best supports the idea of making thank-you cards?
A. Now count the spoons. B. Let’s make cards to thank our helpers. C. The bus is yellow.

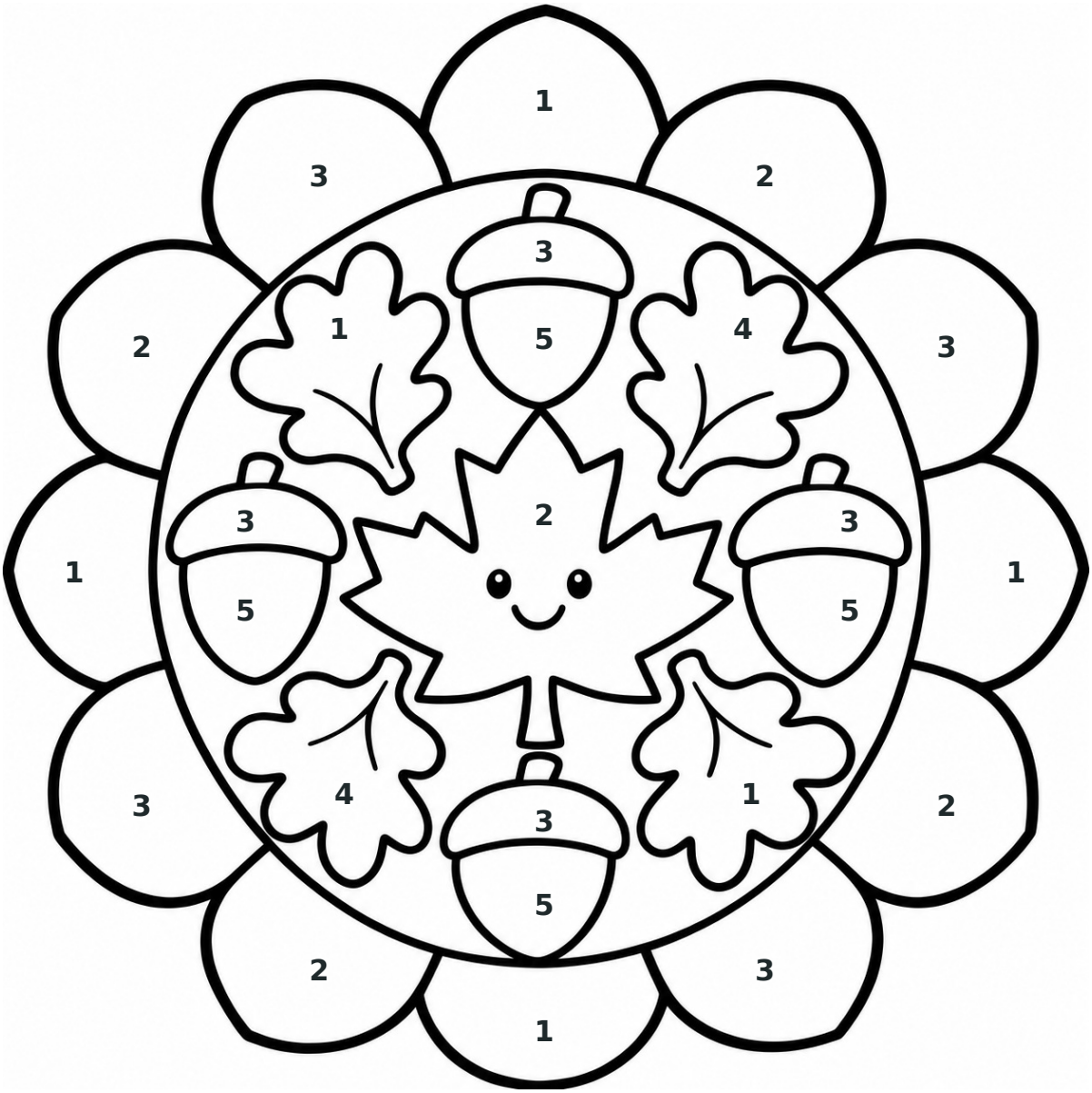

Skill: Opinion and reasons